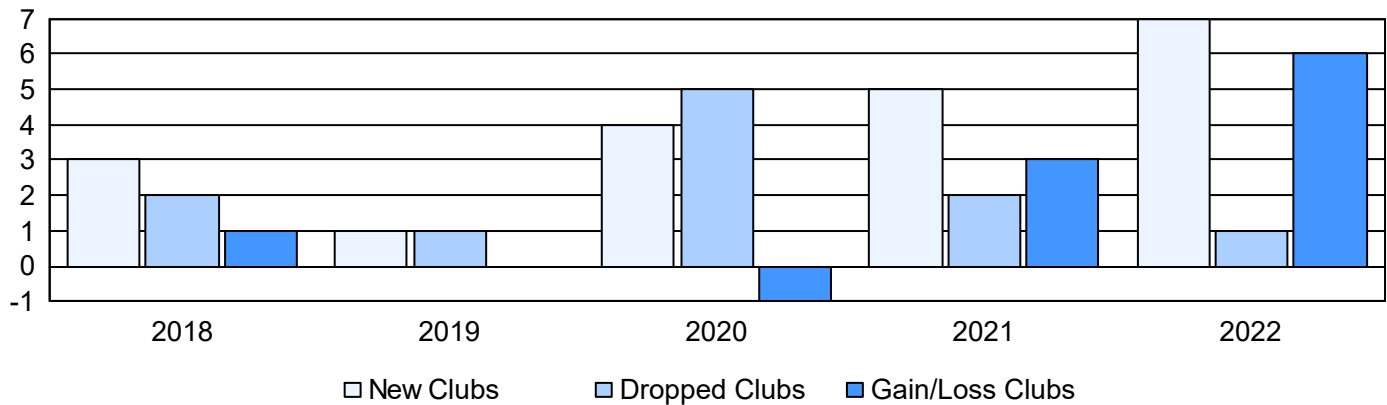
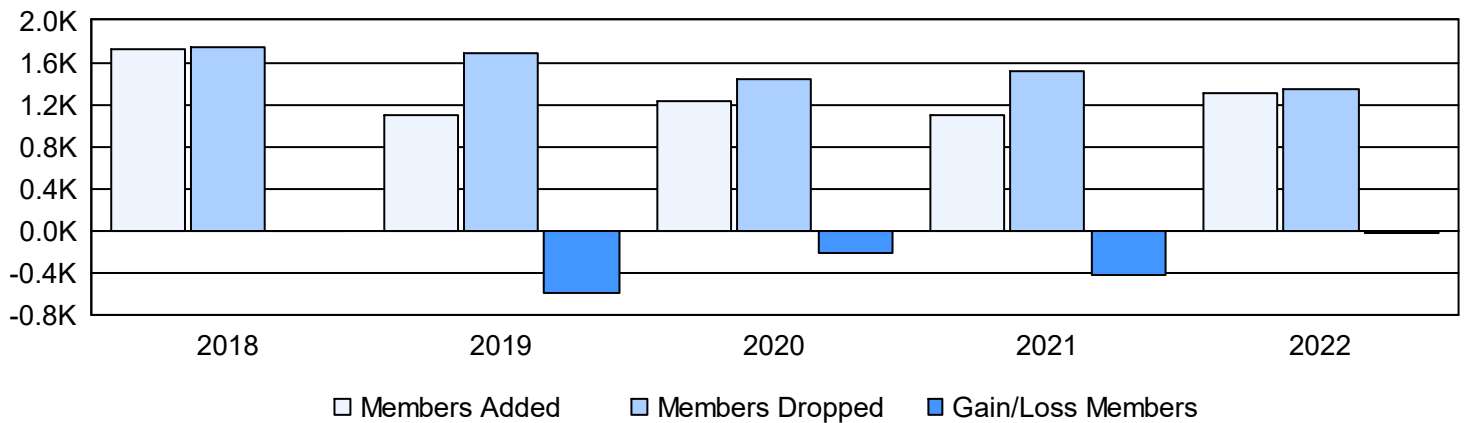


Year	New Clubs	Dropped Clubs	Gain/ Loss Clubs	New Members	Charter Members	Reinstate Members	Transfer Members	Total Member Added	Total Members Dropped	Gain/ Loss Members
2017-2018	3	2	1	1,469	158	27	75	1,729	1,736	-7
2018-2019	1	1	0	964	44	65	31	1,104	1,691	-587
2019-2020	4	5	-1	1,002	163	24	35	1,224	1,431	-207
2020-2021	5	2	3	833	186	57	20	1,096	1,519	-423
2021-2022	7	1	6	1,038	225	24	15	1,302	1,335	-33
Average	4	2	2	1,061	155	39	35	1,291	1,542	-251

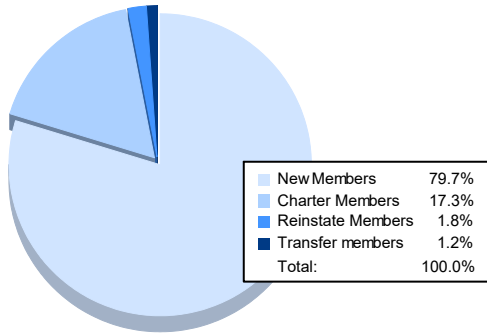
Clubs



Members



Membership Composition June 2022 Cumulative



Gender Composition June 2022 Cumulative

